

○ MUSIC  city COUNSELOR


THANK YOU FOR YOUR PURCHASE!



Hey y'all, Laura here! I so appreciate when you please take a moment to leave a review on my resources on my TpT Store. Thanks for your support! Enjoy the resource!

♥ *laura oathout*

LET'S CONNECT!



For helpful ideas, engaging resources, and freebies, please check out my **website** and **membership**!

○ ♥ **WEBSITE:** www.musiccitycounselor.com

♥ **MEMBERSHIP:** www.counselorcollab.com

ASCA MINDSETS & BEHAVIORS:

Category 1: Mindset Standards

- M1: Belief in development of whole self, including a healthy balance of mental, social-emotional, and physical well-being
- M2: Sense of acceptance, respect, support, and inclusion for self and others in the school environment

Category 2: Behavior Standards

- B-SMS 6: Ability to identify and overcome barriers
- B-SS 2: Positive, respectful, and supportive relationship with students who are similar to and different from them
- B-SS 3: Positive relationships with adults to support success
- B-SS 4: Empathy
- B-SS 5: Ethical decision-making and social responsibility
- B-SS 6: Effective collaboration and cooperation skills
- B-SS 8: Advocacy skills for self and others and ability to assert self, when necessary

DIRECTIONS PAGE 1:

This lesson will take approximately 45 minutes to complete.

Materials Needed:

- Printed materials
- Scissors
- Crayons or markers
- Pencils
- Glue stick and construction paper (optional for craft)

Recommended Sequence:

1. Review the PowerPoint or digital for Google Slides™ presentation.
2. Review the instructional posters and display the bulletin board if you'd like.
3. Use the discussion cards with students.
4. Complete the craft, a worksheet, or a coloring page of your choice.
5. Students can decorate the mini story book and take it home to read with their families.

Presentation:

Both a PowerPoint and digital for Google Slides™ presentation are included. This presentation teaches students all about **helpfulness**. First, students "meet" Harry, a little boy who everyone knows as "Helpful Harry." Then, students learn the **definition of helpfulness**. Next, students listen to a story about Harry and his friend Jamal who help their elderly neighbor rake leaves. Next, students "**turn and talk**" with a partner and discuss 2 reflection questions about the story. Then, students learn **7 ways to be helpful**. Finally, students "**turn and talk**" with a partner to reflect on how they can be more helpful in their lives.

Bulletin Board:

9 beautiful posters are included as well as printable letters that say BE HELPFUL. Please cut out the letters and staple them to the top of your bulletin board. Then, display the posters in any order that you'd like. Please see the sample on the next page.

SAMPLE BULLETIN BOARD



DIRECTIONS PAGE 2:

Discussion Cards:

12 discussion cards are included. You may choose to use these as a whole group or divide students into small groups. I prefer to divide students into groups of 2-4 and give each group 2-3 cards. Students can discuss their thoughts with their small group then share out with the class.

Helpful Leaf Craft:

I included 5 "girl" designs and 5 "boy" designs for this activity. Please let students choose the clipart character that looks the most like them. Students can write on the lines how they are helpful. Then, they can color the character to look like them. Next, they can cut out the character. You may choose to have them glue their craft onto a piece of construction paper.

Mini Story Book:

This is a half-page version of the "Harry is Helpful" story from the presentation. Please print one story for each student, cut it down the middle, and staple it at the top. Students can color the story and take it home to read with their families.

Worksheets & Coloring Pages:

Assorted worksheets and coloring pages are included. Please choose those that best fit the needs and abilities of your students, and the amount of time that you have.

Questions, comments, or suggestions? Please contact me any time at laura@musiccitycounselor.com. I'm here to help! ☺

PS I SO appreciate when you please take a moment to leave a review on my resources on TpT. It earns you credits towards future purchases, helps other educators find quality resources, and helps my small business grow.

SAMPLE CRAFT:



The page is framed by a decorative border with an orange background and white, irregular, splatter-like patterns.


MINI PRINTABLE STORY



HARRY is HELPFUL

© Music City Counselor

• • Meet Harry! He is a 1st grader who loves riding • •
his bike, playing baseball, and learning Spanish.
Everyone knows him as Helpful Harry!



© Music City Counselor

One day, Harry and his neighbor Jamal played outside in the fall leaves.



© Music City Counselor

∴ Then, Jamal noticed that his elderly neighbor, ∴
Mr. Richard, was raking his leaves.




© Music City Counselor

: Mr. Richard looked tired. The boys decided to walk
over and offer to help him.



© Music City Counselor

Mr. Richard was so thankful for their help!
The boys made a great team. Jamal raked
the leaves and Harry put them in the bag.



© Music City Counselor

Raking leaves was hard work! The boys were sweaty and tired. But, they also felt very proud to be such big helpers to Mr. Richard.



© Music City Counselor

Mr. Richard thanked the boys for their help and brought them some cold apple cider.



© Music City Counselor

Then, Mr. Richard's wife Mrs. Kelly thanked the boys by baking them homemade cookies.



© Music City Counselor

After the hard day's work, the four friends sat down to enjoy their treats together.



© Music City Counselor

Write and draw about how you can
be helpful.

BULLETIN BOARD

BEN

ELP

FVL

How to Show HELPFULNESS

Tidy + clean up



Do chores



Think of others



Support + comfort



Teach others



Listen to others



Share + take turns



What is **HELPFULNESS?**

Being ready and willing to help others. Making nice choices that make life easier and better.



How to Be **HELPFUL**

Tidy + clean up



How to Be **HELPFUL**

Do your chores



How to Be **HELPFUL**

Think of what
others need



How to Be **HELPFUL**

Support +
comfort others



How to Be **HELPFUL**

Teach others



How to Be **HELPFUL**

Listen to others



How to Be **HELPFUL**

Share +
take turns




DISCUSSION CARDS

What is helpfulness?



© Music City Counselor

What did Harry and Jamal notice?



© Music City Counselor

How did the boys help Mr. Richard?



How did Mr. Richard feel about the boys helping him?



© Music City Counselor

How did the boys feel being big helpers?



© Music City Counselor

How did Mr. Richard thank the boys?



© Music City Counselor

Why is helpfulness important?



© Music City Counselor

What are two ways to help others?



© Music City Counselor

What is your favorite way to be helpful?



How can you be more helpful at home?



© Music City Counselor

How can you be more helpful at school?



© Music City Counselor

Share about a time when you were helpful.



© Music City Counselor

CRAFT



I am helpful when...




I am helpful when:











I am helpful when:





I am helpful when:

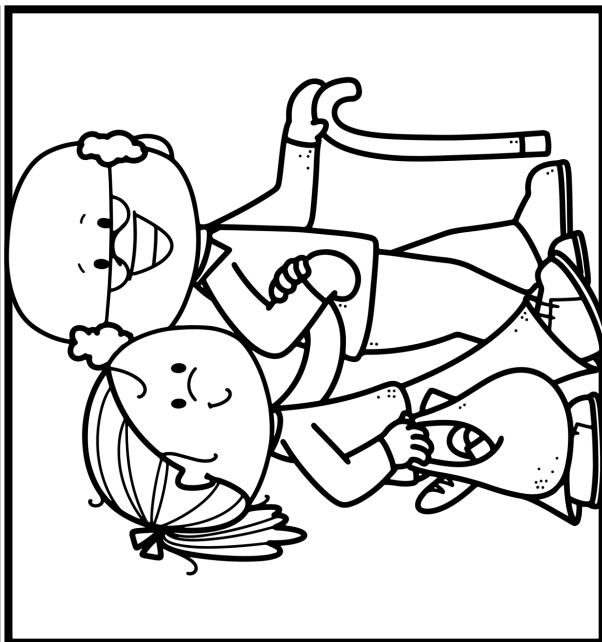

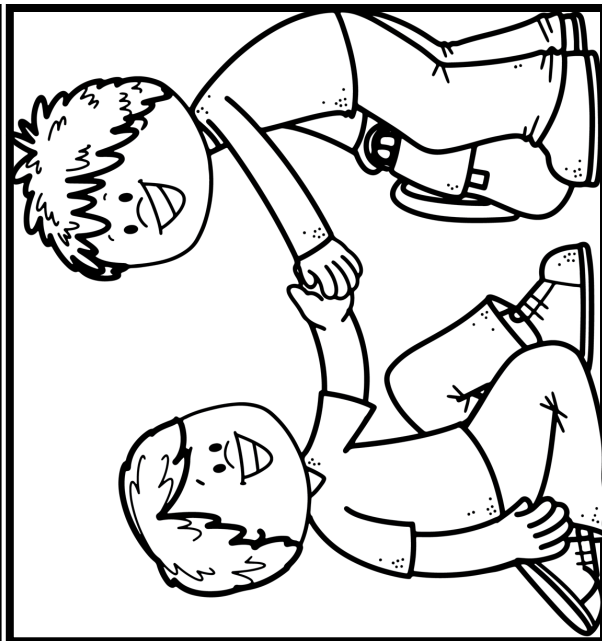


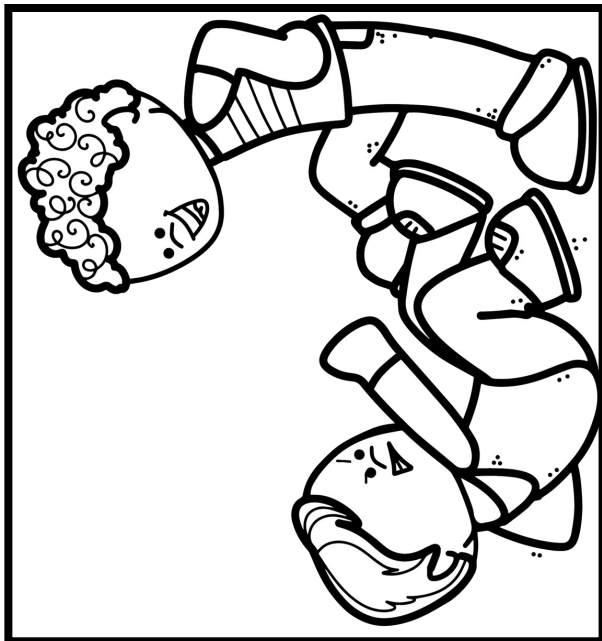


I am helpful
when:

WORKSHEETS

Name: _____


Color the pictures that show
HELPFUL CHOICES.



Name: _____

HELPFULNESS



What does helpfulness mean to you?



Name: _____

HELPFULNESS

Share about a time when you were helpful.



COLORING PAGES


HELPFULNESS

I can tidy and clean up.




HELPFULNESS

I can do chores.




HELPFULNESS

I can think of what
others need.



HELPFULNESS

I can comfort others.



HELPFULNESS


I can teach others.

Aa Bb Cc Dd Ee Ff Gg Hh Ii Mm Nn Oo
Pp Qq Rr Ss Tt Uu Vv Ww Xx Yy Zz



0 1 2 3 4 5 6 7 8 9 10
11 12 13 14 15 16 17 18 19 20

and the
to a
go you
be play



© Music City Counselor




HELPFULNESS

I can listen to others.



HELPFULNESS

I can take share +
take turns.



TERMS OF USE:

- Make copies for the purchaser's classroom AND share copies with other educators within your school building
- Reference (without distribution) this product in blog posts, seminars, professional development workshops, or other such venues provided there is both credit given to myself as the author and a link back to my TpT store included in the post/presentation

YOU MAY

- Claim the work as your own, alter the files in any way, or remove/attempt to remove the copyright
- Share this product with educators outside of your school building
- Repackage, sell, or giveaway this product to others
- Offer to share this product anywhere on the internet as a download or copy

YOU MAY NOT



Please contact me any time at laura@musiccitycounselor.com with questions, suggestions, resource requests, or comments. I'm here to help and would love to hear from you!

♥ *laura oathout*

THIS RESOURCE WAS MADE POSSIBLE THANKS TO:

